

GIANT ELECTRIC TECH INC.

27th Building, Zhaohao Ind'l Park, Gongming Town,
Guangming District, Shenzhen, China-518106

BRUSHLESS MINI DC WATER PUMP MODEL NO. AD180



APPLICATION

Fountain, aquarium, pool, water tank, humidifier, green wall decoration, solar water circulation, candle light decoration, green wall decoration, soilless culture, hydroponics, pet drinking, dishwasher, foot massage, crafts, cooling fans, etc.

Please note: voltage, Max static water head/ Max flow rate can be customized as your requirements. And also the cord length, the connector.

KEY FEATURES

- Compact size, but high efficiency, low power consumption
- Environmental protection and safe: No waste, no radiation, low safe voltage.
- Long lifetime: Over 30000 hours.
- Heavy duty work: Can run a whole day and night continuously.
- Low noise, within 36 db
- Max working temperature: 70degC
- Pump has run-dry protection, can stop working when there is no water inside pump.
- It is better to operate in pure water to ensure its lifespan.

BRUSHLESS MINI DC WATER PUMP MODEL NO. AD180

SPECIFICATION

- **Model:** AD180-1220
- **Rated working voltage:** 12VDC, **Start voltage:** 10VDC
- **Working voltage range:** 10-14VDC
- **Rated power:** 2.9W, **Rated current:** 240±20(mA)
- **Max static water head:** 200±20cm(Can be customized from 30cm to 200cm)
- **Max static flow rate:** 300±30L/H (Can be customized from 60L/H to 300L/H)
- **Lifespan:** Continuous operation under normal working surrounding>20000H
- **Working Environment:** PH value: PH5-10(weak acid and weak base),workable both on land and in water.
- **Max noise:** Under normal working condition,(1 meter over the test instrument)<40dB
- **Max working temperature:** Under room temperature surroundings, fluid medium temperature≤70°C
- **IP grade:** IP 68
- **Others:** It passed the Salt Spray Test
- **Color:** Black
- **Pump dimensions:** L44.0*W38.0*H37.0 (mm)
- **Inlet/Outlet Outer Diameter:** ----- / 8.6mm
- **Customizable function:**

1. Water shortage protection: when the water level is lower than the induction ball, it will automatically stop working until the water level is higher than the induction ball again

2. Filtration system: add filter sponge to prevents hair and particles from entering the pump.

Please note: The default is the regular model without water shortage protection or filtration system

3. PWM Speed control

GIANT ELECTRIC TECH INC.

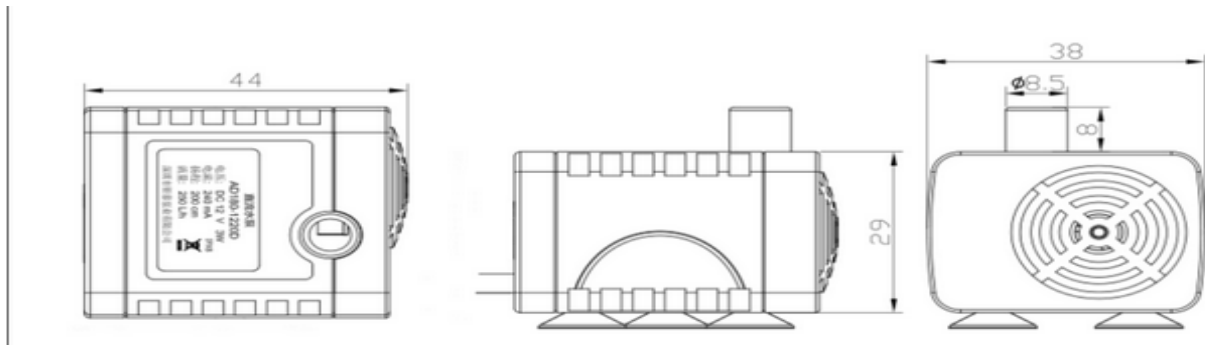
27th Building, Zhaohao Ind'l Park, Gongming Town,
Guangming District, Shenzhen, China-518106

BRUSHLESS MINI DC WATER PUMP MODEL NO. AD400

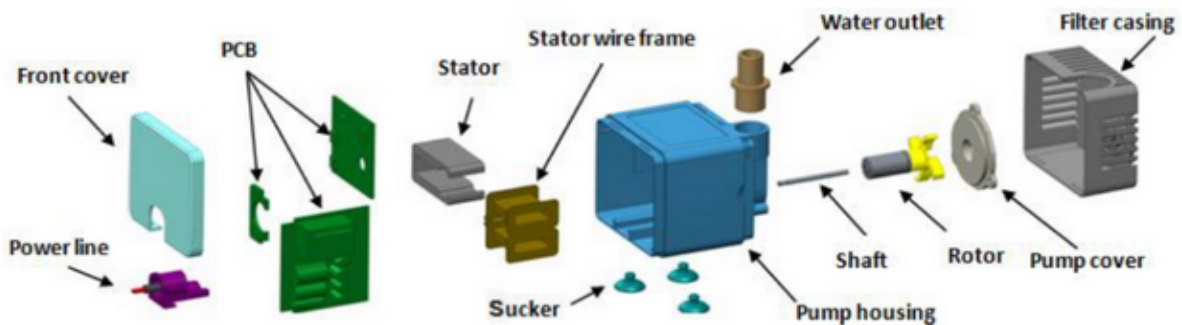
PRODUCT DISPLAY



Outside View



Exploded View

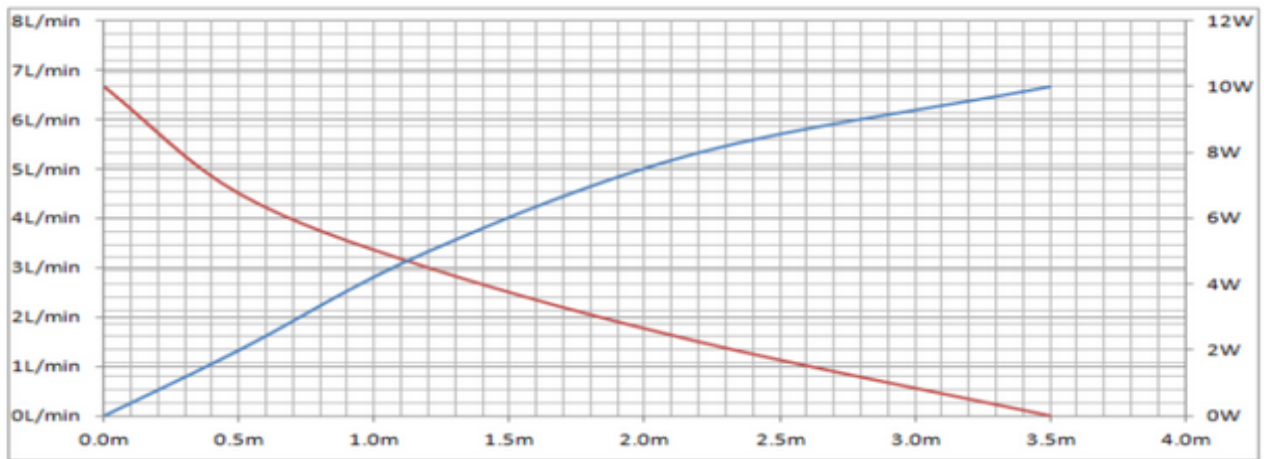


GIANT ELECTRIC TECH INC.

27th Building, Zhaohao Ind'l Park, Gongming Town,
Guangming District, Shenzhen, China-518106

BRUSHLESS MINI DC WATER PUMP MODEL NO. AD180

Curve Graph



Shenzhen Giant Electric Tech Inc.

Giant Electric Tech Inc.

27th Building, Zhaohao Industrial Park, Gongming Town,
Guangming District, Shenzhen, **China-518106**

Phone: +86 75588214310 **Mobile:** +86 18573824506